# LZR®-FLATSCAN

## TEST INPUT POLARITY

To comply to EN16005 and DIN18650, the sensor must be tested by the operator before each movement of the door and at least once every 24 h.

Extract from BEA LZR®-Flatscan sensors user manuals (LZR®-Flatscan SW, LZR®-Flatscan SW 3D, LZR®-Flatscan W, LZR®-Flatscan REV-PZ and LZR®-Flatscan REV-SLZ) :

TEST

The wires used for the test are by default the **RED** and the **BLUE** one. Please always check the wires used for testing in the dedicated user guide. This application note uses BLUE and RED colours to illustrate.

- Under idle mode, one of the two wires must be supplied to V+ and the other one to 0V (ground),
- To test the sensor, the voltage difference between the two wires must be zero, then both with 0V or both with V+.

## CASUS THAT CAN BE CONSIDERED :

| RED | BLUE |
|---|---|
| 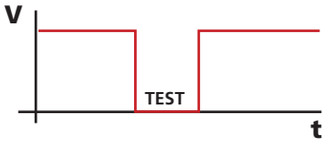  | Wired to 0V |
| 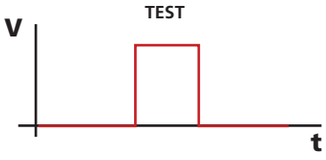  | Wired to V+ |
| Wired to V+ | 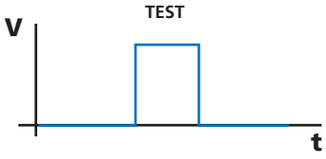  |
| Wired to 0V | 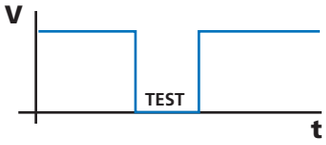  |

©BEA | Application Note | 42.8932 / V1 - 08.22