


APPLICATION NOTE



How to install an EAGLE correctly into the floor?

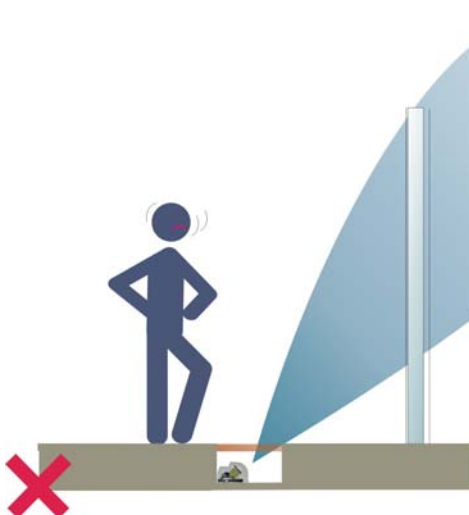
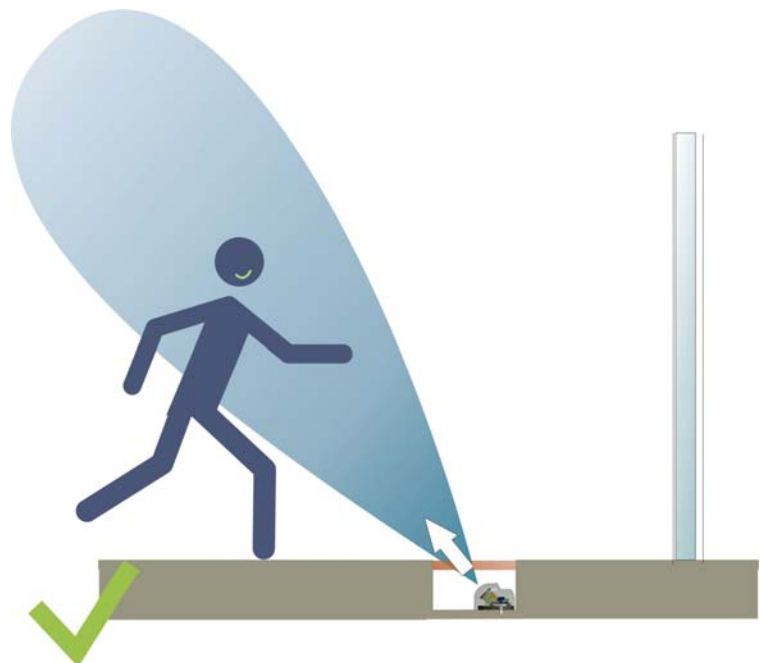
1

Positioning of sensor

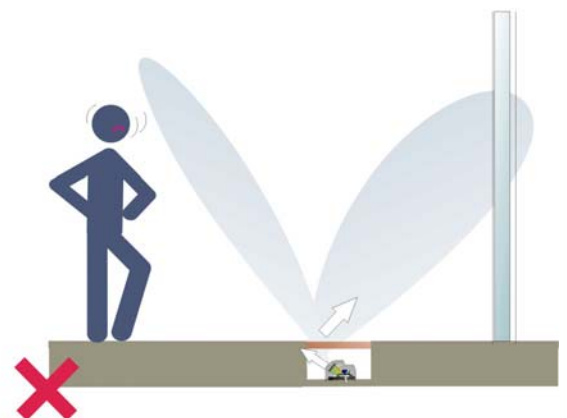
The positioning of the sensor is essential for the success of the installation.

Make sure the sensor and angle of the antenna are positioned correctly:

- the sensor should be fixed into the hole with the antenna away from the door
- the angle of the antenna should be big enough in order to reach out of the hole.



If the sensor is positioned towards the door, the sensor will see the movement of the door wings and create unwanted detection.



If the antenna angle is too small, the lobe will be reduced and reflected by the limits of the hole.

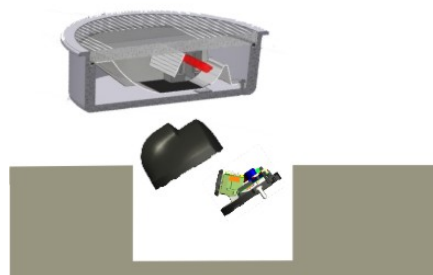
2

Use of suitable materials

Make sure to use the correct material to cover the hole in the floor.

The material should not contain any metal, because this will affect the quality of the detection.
We recommend using plastic or glass.

It is possible to use the housings for floor lights in combination with the Eagle like shown on the right. However, these housings can influence the detection range and field size, because the material might not be totally transparent to the microwave of the sensor.



The use of the EAGLE cover is not mandatory!

3

Water and dust protection

Make sure the installation is 100% waterproof!

The sensor should be protected from any infiltration of water or dust in order to guarantee good detection.

Water and condensation can damage the sensor and affect the detection capability. Also dirt and any other deposits on the window opening can affect the detection capability.



4

Remote control settings

It could be useful to increase the immunity of the sensor.

An increased immunity strengthens the resistance to disturbances such as rain, vibrations, reflective environments, etc.

When installed outside, it is however possible that the sensor will see the movement of the rain and cause unwanted detection: normally the antenna is turned towards the floor, but in this particular installation the antenna is turned towards the sky. Rain drops falling from the sky to the floor might be detected therefore.



IMMUNITY

- 1 detection of quasi-presence
- 2 normal
- 3 increased
- 4-9 additional increased immunities

5

Disclaimer

We disclaim all responsibilities for this type of installation, because we cannot guarantee the quality of the accessories of other manufacturers necessary to install the Eagle into the floor. The BEA accessories are not suitable for this kind of installation.