



EVOLOOP

Induction loops & photocells replacement for automatic barriers



APPLICATIONS



TECHNOLOGY

FMCW (MoWa inside)

CONFORMITY

EN 12453 (type D)

DESCRIPTION

The EVOLOOP is the alternative to induction loops and photocells, replacing hard work with smart work. Thanks to the **140° field of view**, you can configure **up to 3 virtual loops** independently to fit your application. The EVOLOOP can trigger not only opening and closing of the barrier, but also activate ticketing and license plate recognition systems. Moreover, it can protect both vehicles and pedestrians (EN 12453 type D), by reducing the risk of contact with the boom in all environments and conditions.

VIDEO



Discover the product video on our youtube channel **BEA Sensors Europe**
[Lead.me/bf1BhR](https://www.youtube.com/channel/UC...)



Plug & go

No more dusty road works with noisy and heavy equipment. Enjoy an **installer-friendly, clean and time-saving experience** with EVOLOOP. Just mount the sensor, plug it and launch a teach-in. Ready to go!



Connect & set

Via mobile app, start a simple teach-in and setup **2 preconfigured loops in no time**. If needed, configure **up to 3 virtual loops** independently to fit the application's needs. Choose the loop type, target type and add a sense of direction to filter out cross-traffic.



Versatile solution

The EVOLOOP adapts to **all applications**. Whether you need to setup a paid parking system or need protection against collision with the boom, the EVOLOOP has it covered. It can be installed on **all types of barriers**, even with skirt or hinged support.



In any weather, at any time

The EVOLOOP can be installed in any weather all year round. The virtual loops are **reliable and resistant in all environments and conditions**, including challenging weather like fog, heavy rain, frost or snow.

APPLICATIONS



Access control



Parking



Toll gates

ACCESSORIES



PROTECTIVE COVER

Metallic accessory for EVOLOOP



BRACKET

Metallic accessory for EVOLOOP



HOUSING

Metallic accessory for EVOLOOP



BRACKET & HOUSING

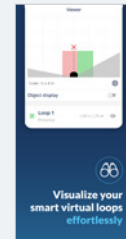
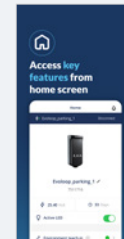
Metallic accessory for EVOLOOP

INSTALLATION

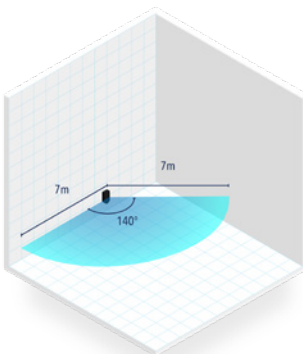
- Plug & go, no more heavy and time-consuming road works
- Can be installed on all types of barriers with skirt or hinged support
- Position the field of view (-20° to +20°) without accessory
- Automatic teach-in of the environment with preconfigured loops
- Intuitive configuration of each virtual loop via app
- Robust accessories to prevent tampering in sensitive environments

APP

Download the Evoloop mobile app



TECHNICAL SPECIFICATIONS



Technology	FMCW, MoWa inside (microwave 60GHz)
Detection types	presence, protection ^D
Mounting height	30 cm to 70 cm measured from the road (looking horizontally)
Max. detection field	Up to 7 m
Radar field of view	140° opening field and 40° in elevation
Antenna angle adjustment	-20° to +20° (without accessory)
Supply voltage*	12-30 V DC +/- 10% / 12-24 V AC +/- 10%
Power consumption	< 3 W
Outputs	2 electronic relays (galvanic isolated - polarity free) 1 relay
Test input	1 optocoupler (galvanic isolated - polarity free)
Dimensions	50 mm x 150 mm x 68 mm (form factor)
Material / Colour	PC / ASA / Aluminium ADC12 – black color
Protection degree	IP65 (IEC/EN 60529)
Temperature range	-25°C to +55°C** ; 0-95% relative humidity, non-condensing
Bluetooth ®	operating bandwidth: 2402 MHz – 2480 MHz maximum transmitted power: 12 dBm
Conformity	EN 12453 (type D)

* External electrical sources must ensure double insulation from primary voltages.

** When using AC supply, the maximum temperature is limited to 50°C.

DISCLAIMER The information in this document is given for indicative and commercial purposes only. In no event will BEA be responsible for damages of any nature whatsoever resulting from the use of or reliance upon information from this document. Please refer to the user manuals for complete and up-to-date information. BEA has the right without liability to change descriptions and specifications at any time.