

EN 16005

SAFETY REQUIREMENTS FOR SLIDING DOORS



EN 16005 INSTALLATIONS



IS IT LAW ?

An automatic door is a machine. Therefore all installations must comply with the Machinery Directive which is European law.

The easiest way to meet the essential health and safety requirements of the Machinery Directive is to follow the EN 16005 standard, which is a harmonised standard under the Machinery Directive.

By meeting the provisions of EN 16005 your installation is presumed to comply with the minimum legal health and safety requirements related to machines.

GENERAL RULE

"WHEN A LARGE PROPORTION OF THE USERS ARE ELDERLY, INFIRM, DISABLED PERSONS AND YOUNG CHILDREN ANY CONTACT OF THE DOORSET WITH THE USER IS UNACCEPTABLE."

TOLERATED RISK

Office, administration, building,...



CONTACT WITH THE DOOR IS **TOLERATED**

HIGH RISK

Hospital, kindergarten, elderly home,...



CONTACT WITH THE DOOR IS **FORBIDDEN**


CLOSING SAFETY

CLOSING AND SIDE SCREEN SAFETY


CLOSING AND SIDE SCREEN SAFETY



SECURE PARTIALLY:
• If no obstacle during opening

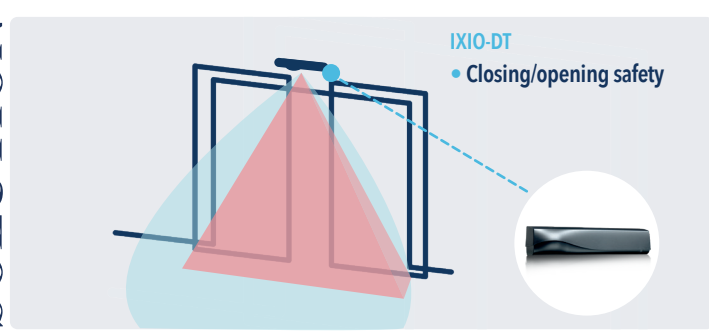


SECURE TOTALLY:
• If $X > 20\text{cm}$, secure the whole width of the door to prevent crushing risk



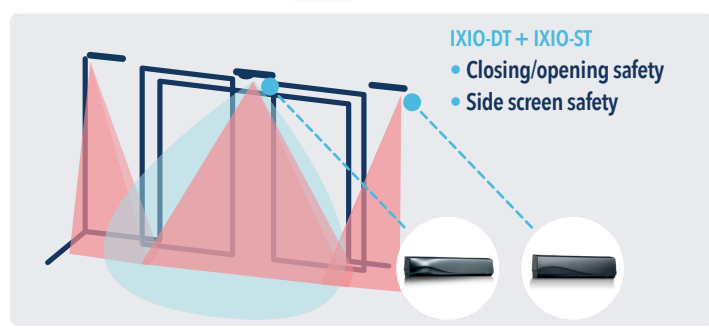
SECURE THE CLOSING AND OPENING AREA OF THE DOOR

SOLUTION



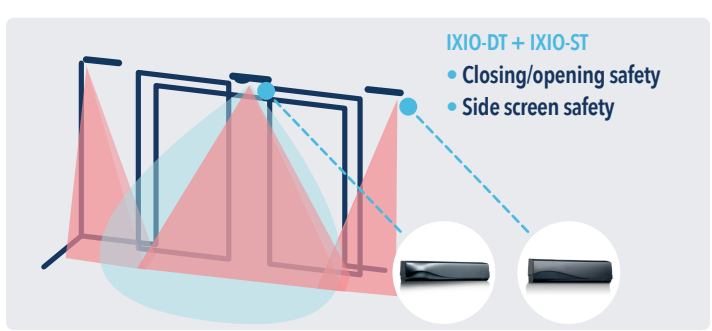
IXIO-DT
• Closing/opening safety

SOLUTION



IXIO-DT + IXIO-ST
• Closing/opening safety
• Side screen safety

SOLUTION



IXIO-DT + IXIO-ST
• Closing/opening safety
• Side screen safety

GUIDELINE TO COMPLY WITH THE EN 16005

CHOICE OF SENSOR ACCORDING TO THE LEVEL OF SAFETY

CHOOSE YOUR SITUATION

LEVEL OF SAFETY REQUIRED	FULL SAFETY	PARTIAL SAFETY
	CLOSING SAFETY : MANDATORY SIDE SCREEN SAFETY : MANDATORY	CLOSING SAFETY : MANDATORY SIDE SCREEN SAFETY : NOT NEEDED
Majority of elderly people, disabled people and children	✓	✗
Contact between a person and the door is forbidden	✓	✗
Distance between the wall and the door totally open > 20 cm	✓	✗
Minority of elderly people, disabled people and children and contact between a person and the door is allow	✓	✓
Distance between the wall and the door totally open < 20 cm	✓	✓
RECOMMENDED SENSORS	2 IXIO-DT1/DT3 2 IXIO-ST	2 IXIO-DT1/DT3

BEA EN 16005 PRODUCTS

SLIDING DOORS



IXIO-DT1
• Combined technology
• Radar for opening
• Stable IR for safety
• Intuitive installation



IXIO-ST
• Side screen safety protection
• Stable IR for safety
• Intuitive installation



IXIO-DT3
• Combined technology
• Escape route opening radar
• Stable IR for safety
• Intuitive installation



A Halma company

BEA s.a. / LIEGE Science Park / Allée des Noisetiers 5 / 4031 Angleur • BELGIUM
T +32 (0)4 361 65 65 / F +32 (0)4 361 28 58 / E info-eu@beasensors.com / beasensors.com